

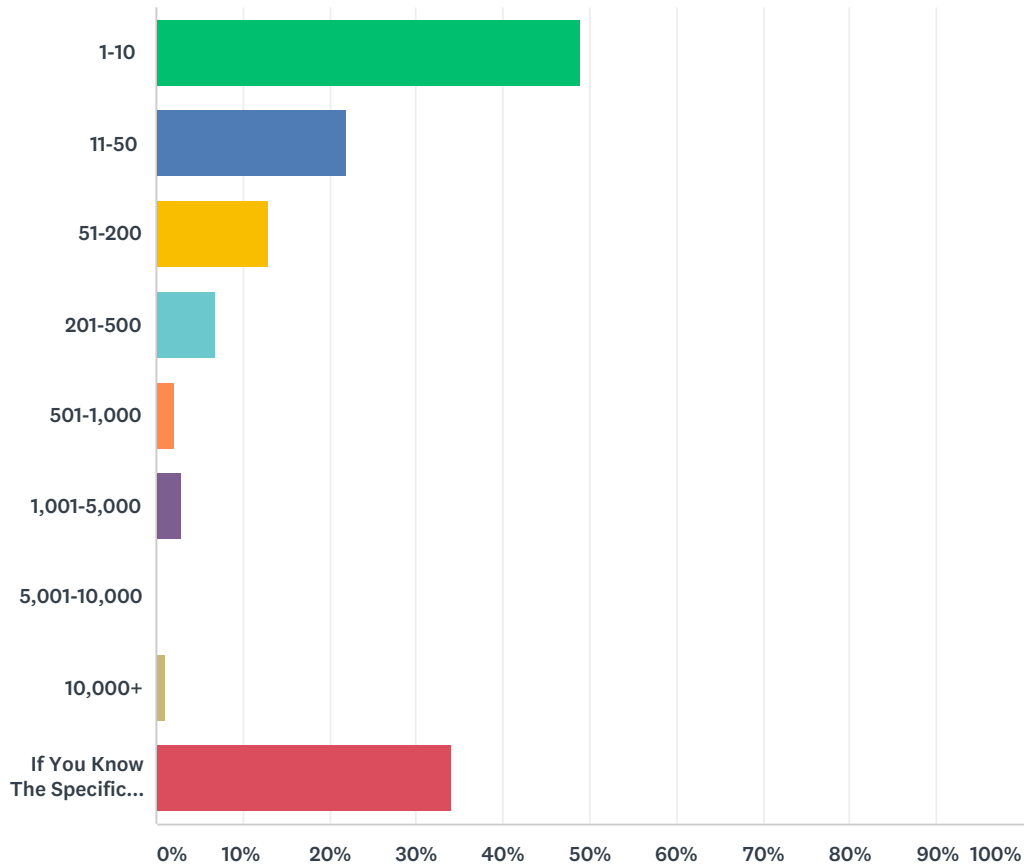
## Q1 Please tell us about you and your business.

Answered: 92 Skipped: 8

ANSWER CHOICES	RESPONSES	
Name	96.74%	89
Company	97.83%	90
Address	0.00%	0
Address 2	0.00%	0
City/Town	0.00%	0
State/Province	0.00%	0
ZIP/Postal Code	98.91%	91
Country	0.00%	0
Email Address	0.00%	0
Phone Number	0.00%	0

## Q2 Roughly how many full-time employees do you currently employ?

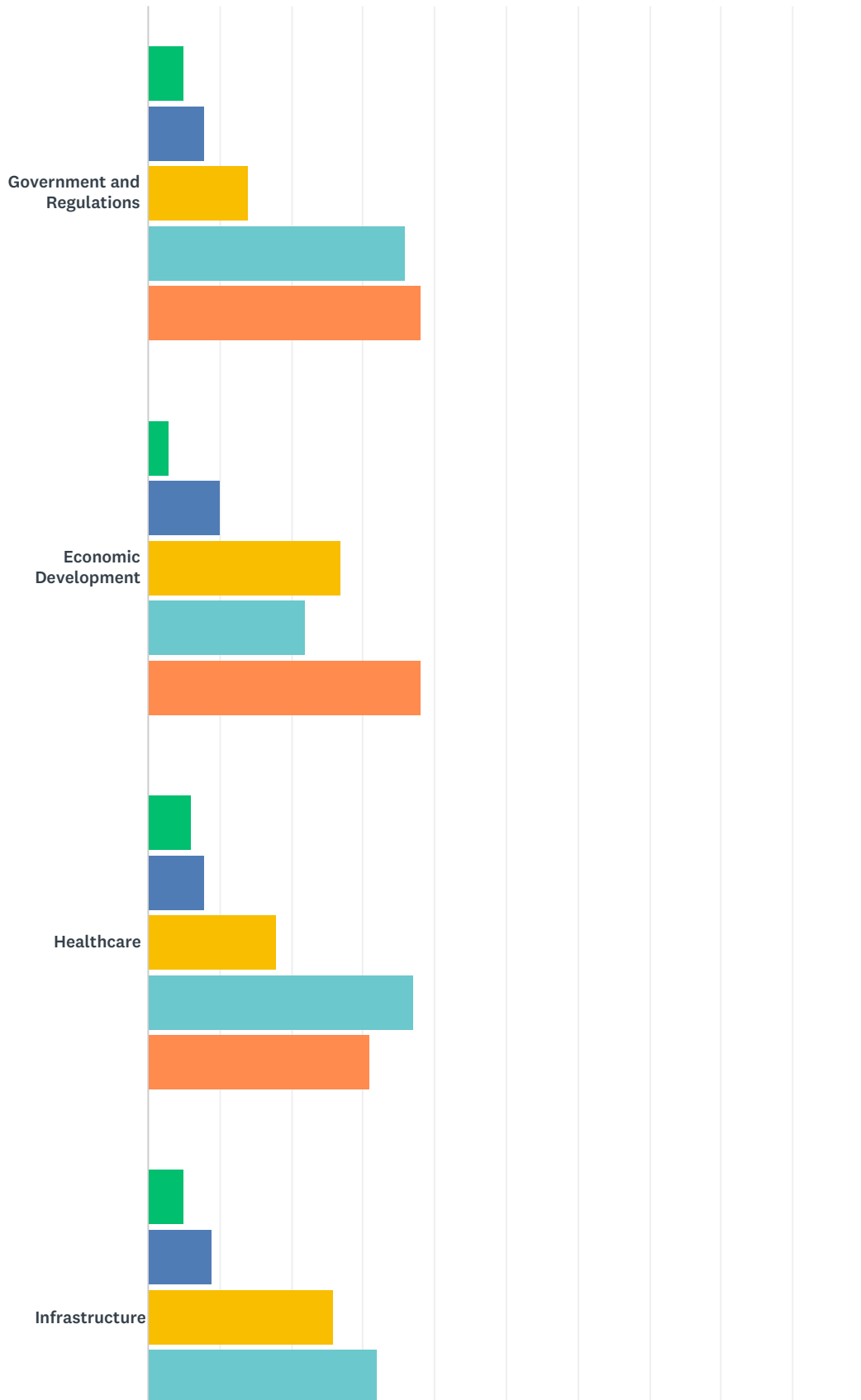
Answered: 100 Skipped: 0

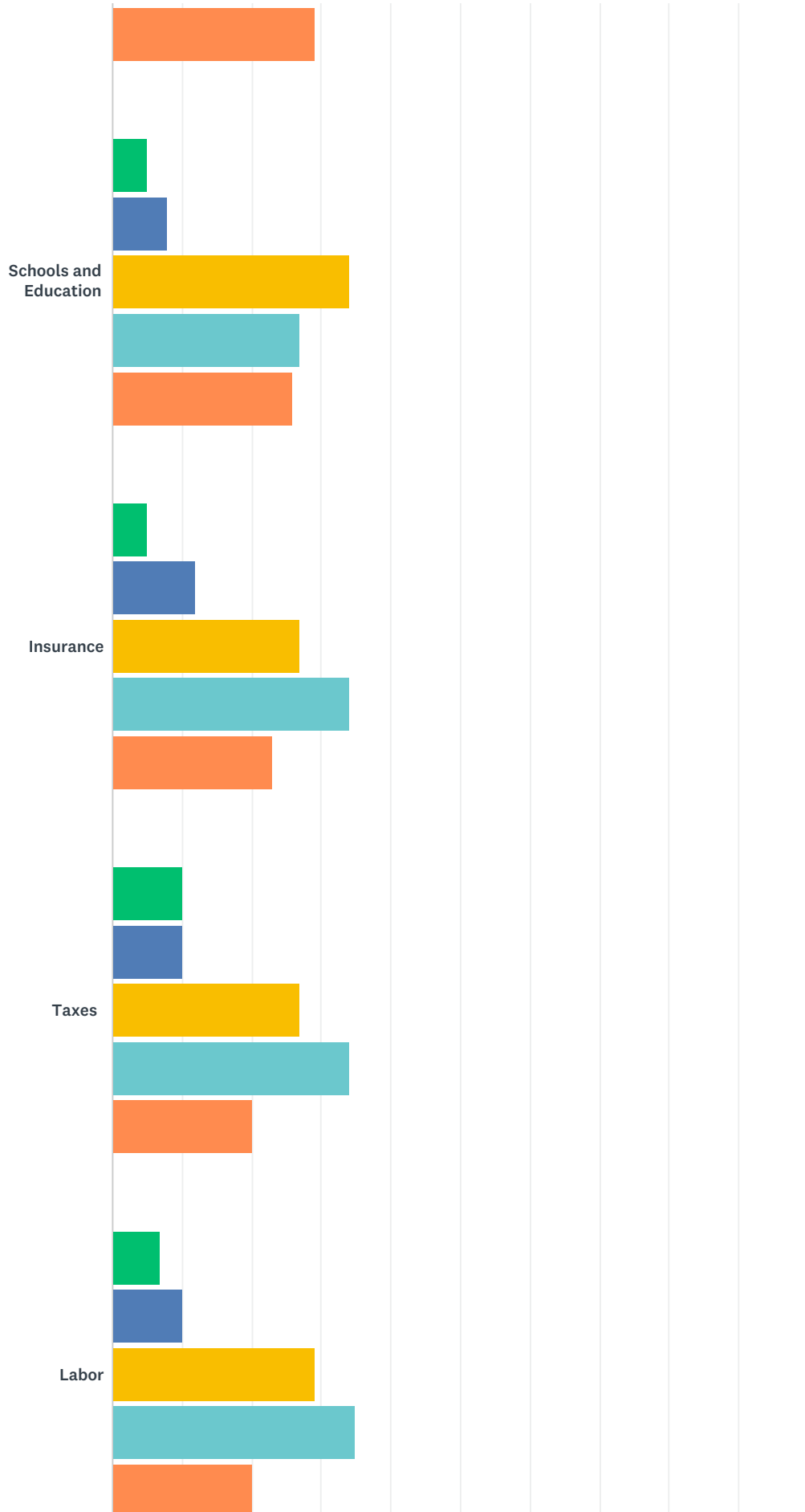


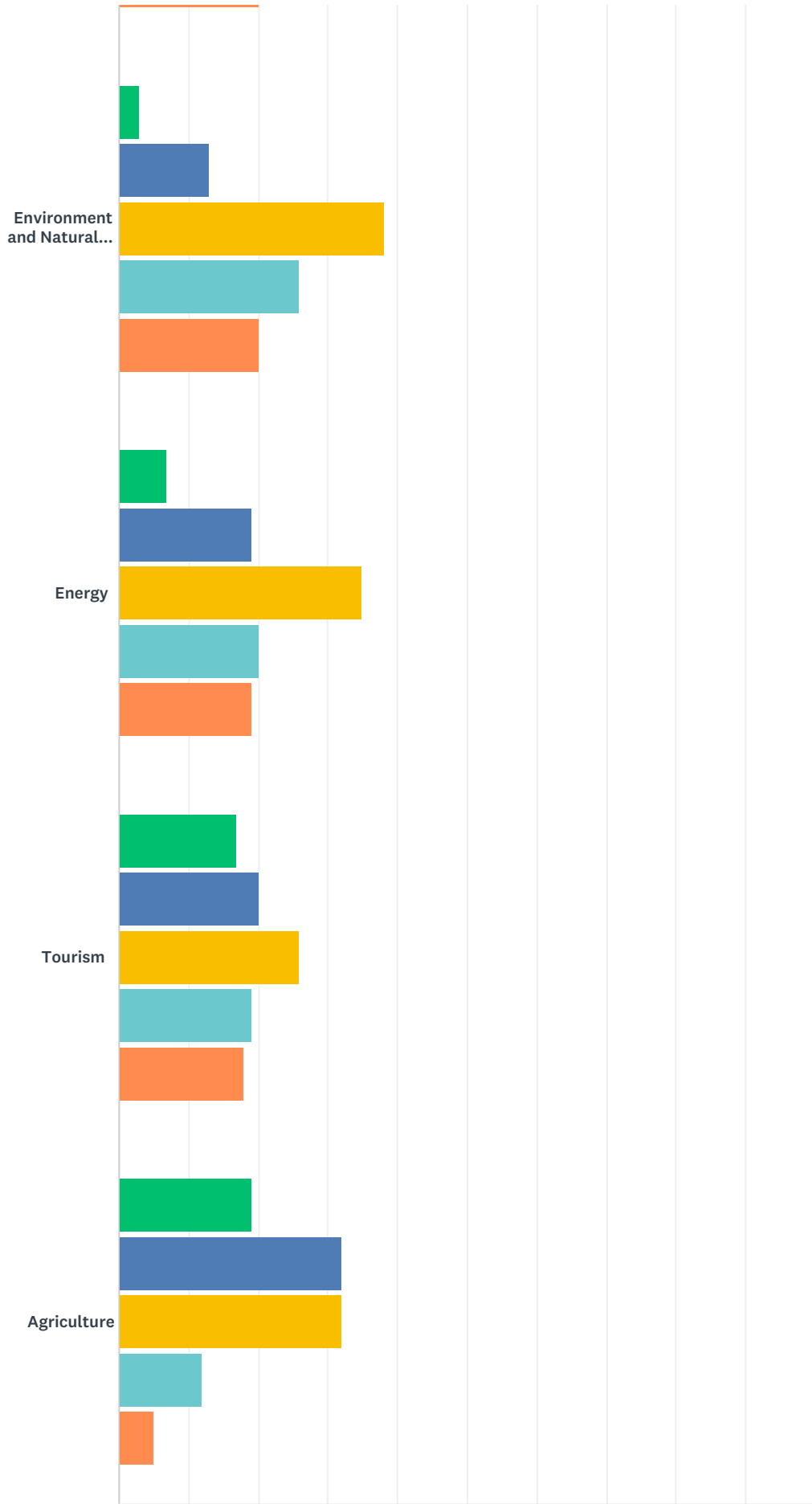
ANSWER CHOICES	RESPONSES	
1-10	49.00%	49
11-50	22.00%	22
51-200	13.00%	13
201-500	7.00%	7
501-1,000	2.00%	2
1,001-5,000	3.00%	3
5,001-10,000	0.00%	0
10,000+	1.00%	1
If You Know The Specific Number, Please Share That With Us In Addition To Selecting The Range.	34.00%	34
Total Respondents: 100		

### Q3 What General Issues Are Of Concern To Your Business?

Answered: 100 Skipped: 0







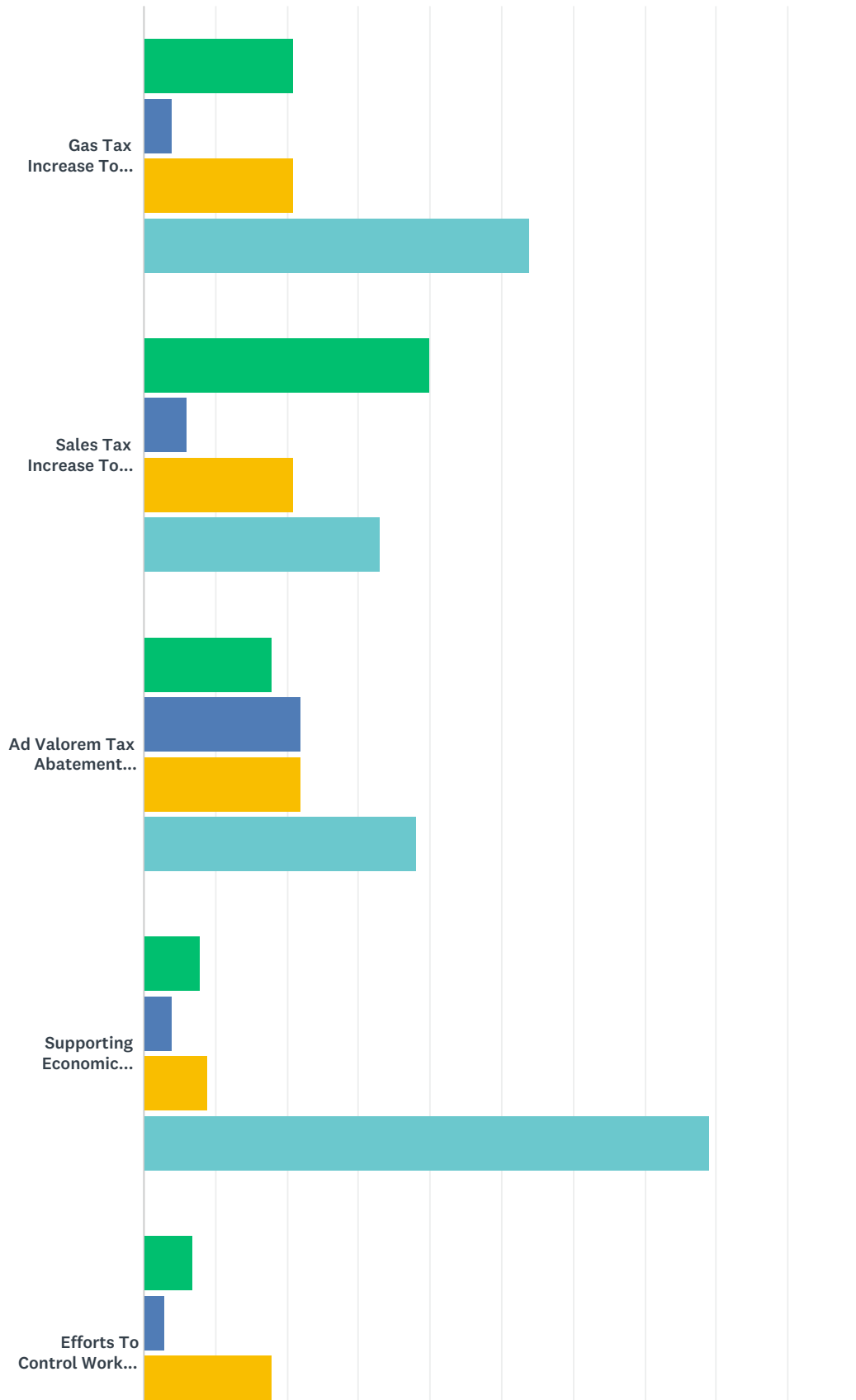
0% 10% 20% 30% 40% 50% 60% 70% 80% 90% 100%

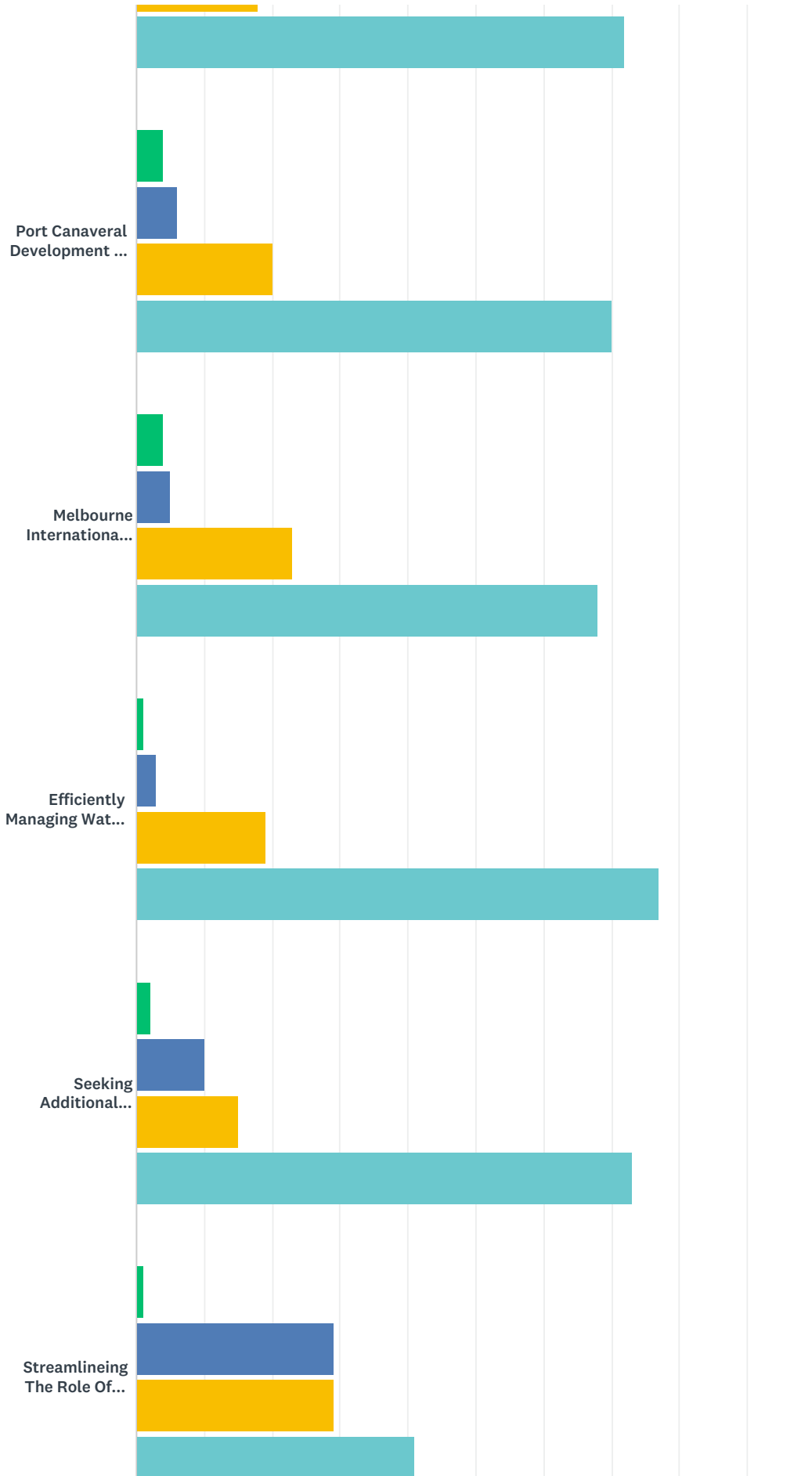
■ Not at all concerned  
 ■ Slightly  
 ■ Moderately  
 ■ Very  
■ Extremely concerned

	NOT AT ALL CONCERNED	SLIGHTLY	MODERATELY	VERY	EXTREMELY CONCERNED	TOTAL RESPONDENTS
Government and Regulations	5.00% 5	8.00% 8	14.00% 14	36.00% 36	38.00% 38	100
Economic Development	3.00% 3	10.00% 10	27.00% 27	22.00% 22	38.00% 38	100
Healthcare	6.00% 6	8.00% 8	18.00% 18	37.00% 37	31.00% 31	100
Infrastructure	5.00% 5	9.00% 9	26.00% 26	32.00% 32	29.00% 29	100
Schools and Education	5.00% 5	8.00% 8	34.00% 34	27.00% 27	26.00% 26	100
Insurance	5.00% 5	12.00% 12	27.00% 27	34.00% 34	23.00% 23	100
Taxes	10.00% 10	10.00% 10	27.00% 27	34.00% 34	20.00% 20	100
Labor	7.00% 7	10.00% 10	29.00% 29	35.00% 35	20.00% 20	100
Environment and Natural Resources	3.00% 3	13.00% 13	38.00% 38	26.00% 26	20.00% 20	100
Energy	7.00% 7	19.00% 19	35.00% 35	20.00% 20	19.00% 19	100
Tourism	17.00% 17	20.00% 20	26.00% 26	19.00% 19	18.00% 18	100
Agriculture	19.00% 19	32.00% 32	32.00% 32	12.00% 12	5.00% 5	100

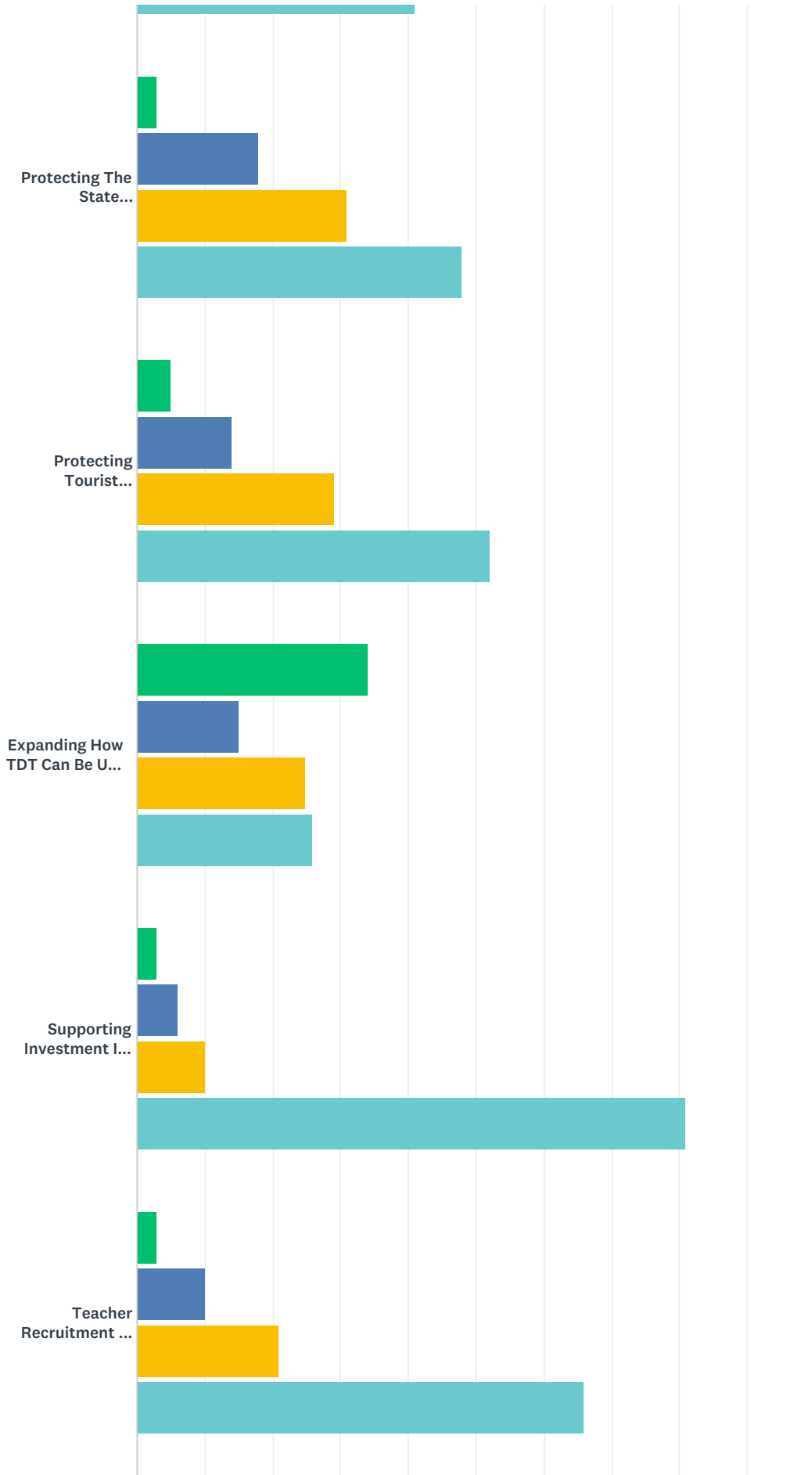
# Q4 Please Let Us Know Your Position On These Specific Issues

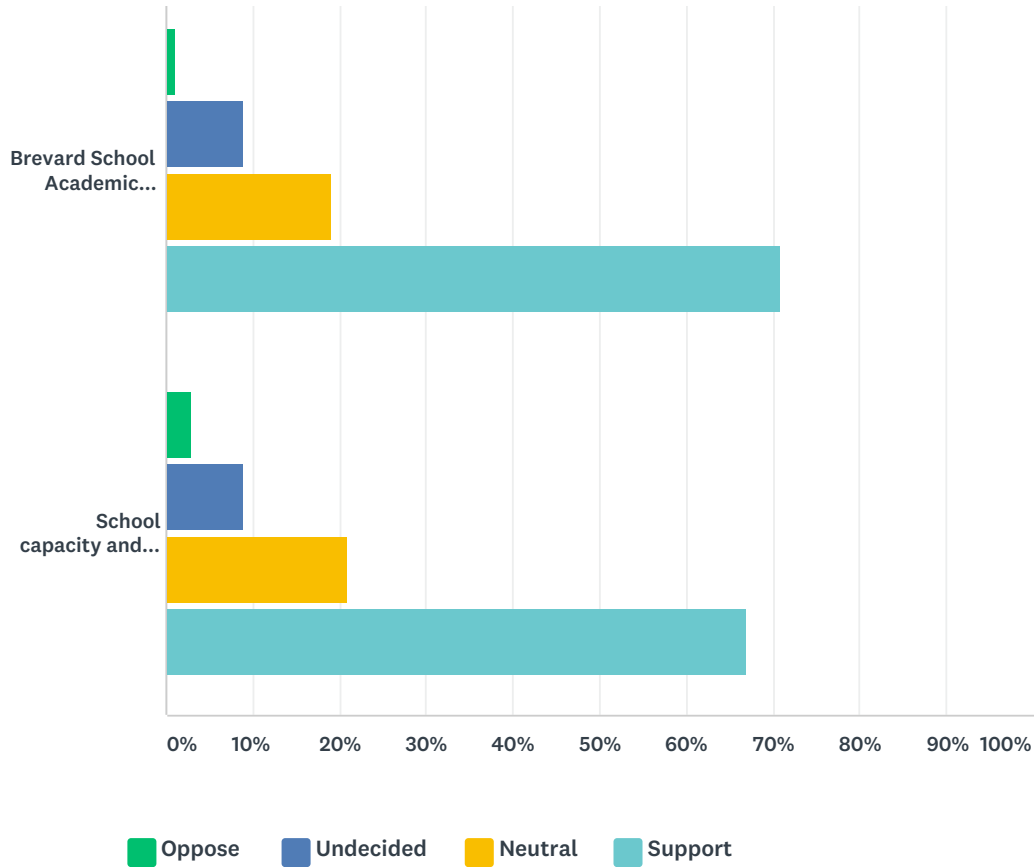
Answered: 100 Skipped: 0











	OPPOSE	UNDECIDED	NEUTRAL	SUPPORT	TOTAL
Gas Tax Increase To Fund Infrastructure Maintenance	21.00% 21	4.00% 4	21.00% 21	54.00% 54	100
Sales Tax Increase To Fund Infrastructure Maintenance	40.00% 40	6.00% 6	21.00% 21	33.00% 33	100
Ad Valorem Tax Abatement Programs Tied To New Employment Requirements	18.00% 18	22.00% 22	22.00% 22	38.00% 38	100
Supporting Economic Development At State And County Level	8.00% 8	4.00% 4	9.00% 9	79.00% 79	100
Efforts To Control Workers Compensation Costs	7.00% 7	3.00% 3	18.00% 18	72.00% 72	100
Port Canaveral Development and Capacity	4.00% 4	6.00% 6	20.00% 20	70.00% 70	100
Melbourne International Airport Development and Capacity	4.00% 4	5.00% 5	23.00% 23	68.00% 68	100
Efficiently Managing Water Supply Issues In the Region	1.00% 1	3.00% 3	19.00% 19	77.00% 77	100
Seeking Additional State And Federal Funds To Help Restore The IRL	2.00% 2	10.00% 10	15.00% 15	73.00% 73	100
Streamlineing The Role Of Regional Planning Councils	1.00% 1	29.00% 29	29.00% 29	41.00% 41	100
Protecting The State Transportation Fund	3.00% 3	18.00% 18	31.00% 31	48.00% 48	100
Protecting Tourist Development Tax (TDT) Usage	5.00% 5	14.00% 14	29.00% 29	52.00% 52	100

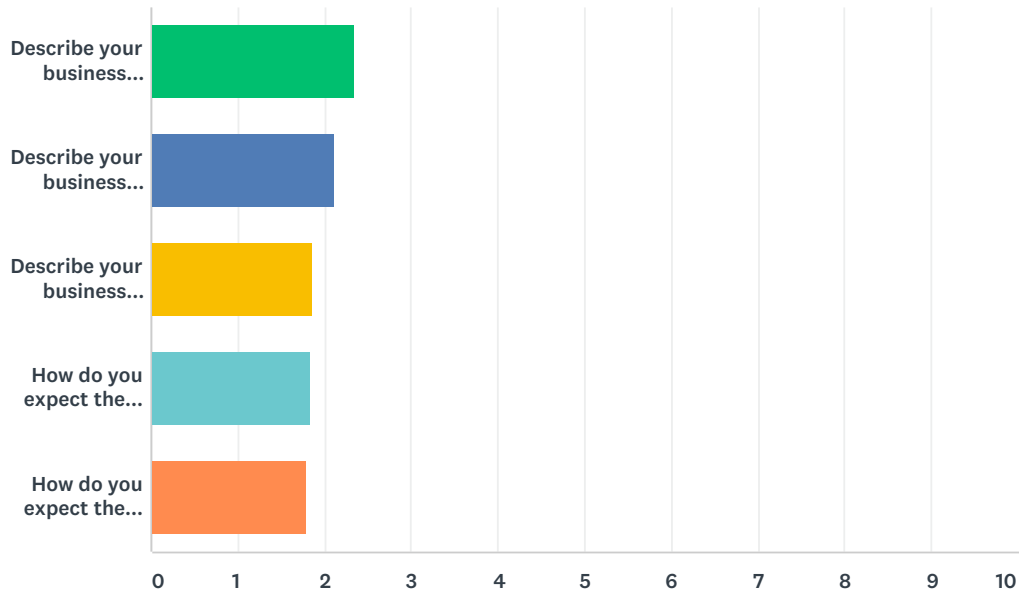
Expanding How TDT Can Be Used (cops, infrastructure, etc)	34.00% 34	15.00% 15	25.00% 25	26.00% 26	100
Supporting Investment In Space And Technology	3.00% 3	6.00% 6	10.00% 10	81.00% 81	100
Teacher Recruitment and Retention	3.00% 3	10.00% 10	21.00% 21	66.00% 66	100
Brevard School Academic Rankings	1.00% 1	9.00% 9	19.00% 19	71.00% 71	100
School capacity and facility quality	3.00% 3	9.00% 9	21.00% 21	67.00% 67	100

## Q5 What is the single most important issue affecting your business?

Answered: 87 Skipped: 13

## Q6 Thinking of your company's overall business revenue....

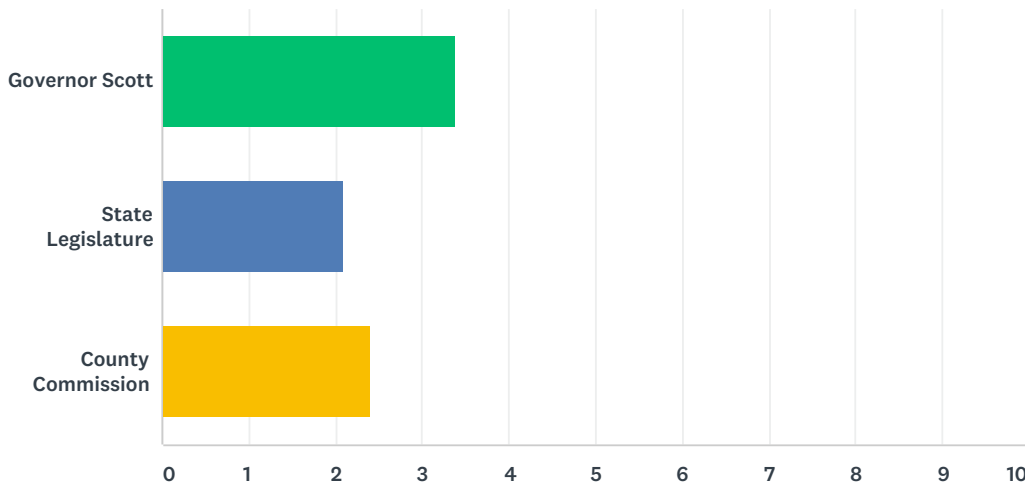
Answered: 98 Skipped: 2



	IMPROVE SIGNIFICANTLY	IMPROVE SLIGHTLY	NO CHANGE	WEAKEN SLIGHTLY	WEAKEN SIGNIFICANTLY	TOTAL	WEIGHTED AVERAGE
Describe your business revenue the past three months (Oct-Dec) over the previous three months (July-Sept).	26.80% 26	36.08% 35	17.53% 17	15.46% 15	4.12% 4	97	2.34
Describe your business revenue the past year (2017) over the previous year (2016).	36.08% 35	32.99% 32	15.46% 15	13.40% 13	2.06% 2	97	2.12
Describe your business forecast for the coming year.	37.76% 37	43.88% 43	13.27% 13	4.08% 4	1.02% 1	98	1.87
How do you expect the local economy to change in the coming year?	28.57% 28	62.24% 61	7.14% 7	1.02% 1	1.02% 1	98	1.84
How do you expect the local economy to change in the coming 3 years?	38.78% 38	51.02% 50	2.04% 2	8.16% 8	0.00% 0	98	1.80

### Q7 How confident are you in the direction the below governmental entities are taking to make our State/County a better place to conduct business.

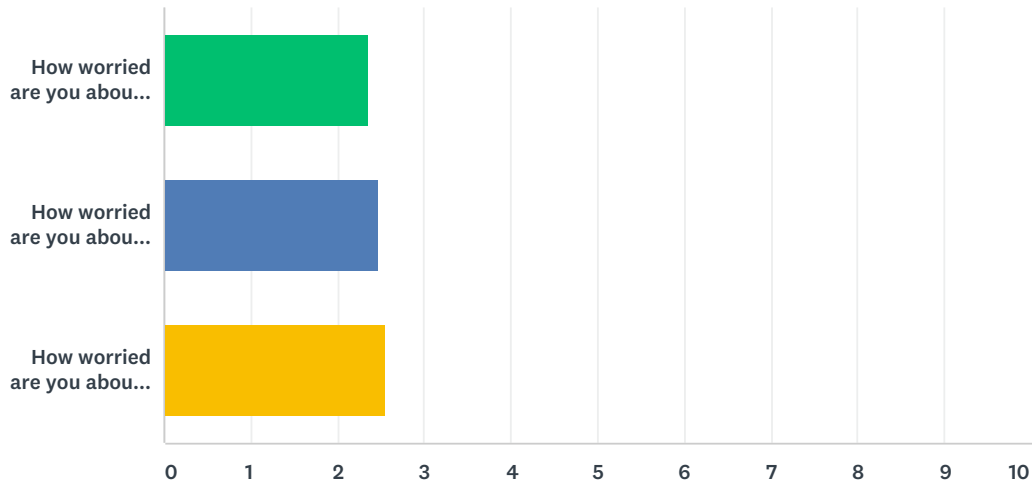
Answered: 100 Skipped: 0



	NOT CONFIDENT	SOMEWHAT CONFIDENT	NEUTRAL	CONFIDENT	VERY CONFIDENT	TOTAL	WEIGHTED AVERAGE
Governor Scott	17.00% 17	13.00% 13	11.00% 11	33.00% 33	26.00% 26	100	3.38
State Legislature	40.21% 39	24.74% 24	21.65% 21	12.37% 12	1.03% 1	97	2.09
County Commission	26.04% 25	28.13% 27	27.08% 26	17.71% 17	1.04% 1	96	2.40

## Q8 Thinking of the impact of regulations, taxes and fess...

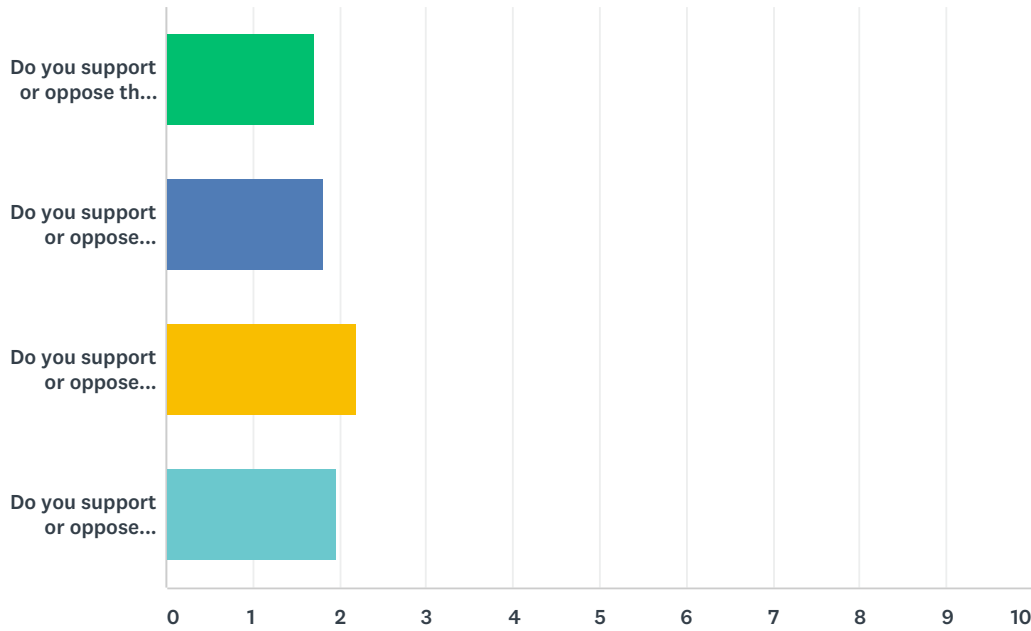
Answered: 99 Skipped: 1



	EXTREMELY WORRIED	SLIGHTLY WORRIED	UNCONCERNED	THEY HAVE NO IMPACT ON MY BUSINESS	UNSURE	TOTAL	WEIGHTED AVERAGE
How worried are you about regulations, restrictions and taxes that have been put on your business in Tallahassee, negatively impacting your ability to do business?	19.19% 19	47.47% 47	16.16% 16	12.12% 12	5.05% 5	99	2.36
How worried are you about regulations, restrictions and taxes that have been put on your business by County government, negatively impacting your ability to do business?	15.15% 15	46.46% 46	20.20% 20	12.12% 12	6.06% 6	99	2.47
How worried are you about regulations, restrictions and taxes that have been put on your business by local government, negatively impacting your ability to do business?	17.17% 17	34.34% 34	30.30% 30	13.13% 13	5.05% 5	99	2.55

## Q9 Community Redevelopment Agencies (CRA's) Are Under The Political Microscope.

Answered: 100 Skipped: 0

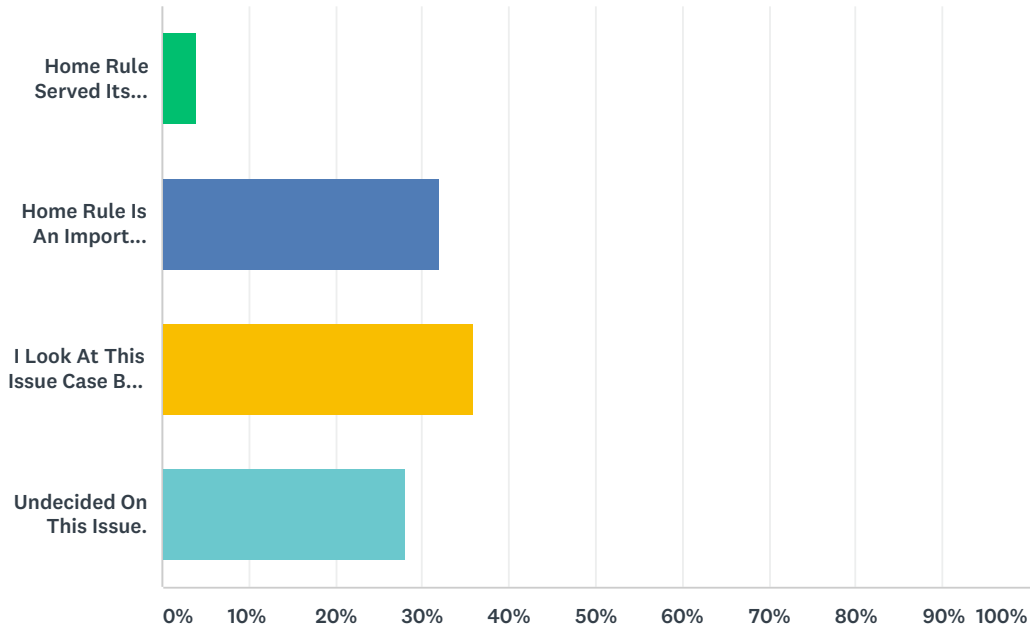


	SUPPORT	OPPOSE	UNDECIDED	TOTAL	WEIGHTED AVERAGE
Do you support or oppose the use of CRA's by municipalities?	55.10% 54	17.35% 17	27.55% 27	98	1.72
Do you support or oppose increased oversight of CRA's?	48.00% 48	22.00% 22	30.00% 30	100	1.82
Do you support or oppose legislation to prevent the creation of CRA's going forward?	12.24% 12	55.10% 54	32.65% 32	98	2.20
Do you support or oppose legislation that would require CRA's to sunset/end?	34.34% 34	34.34% 34	31.31% 31	99	1.97



### Q10 The State Legislature and Municipalities Clashed Over Some "Home Rule" Issues in the 2017 Legislative Session. Odds are, there will be more debate on these issues in 2018 legislature. Where Do You Stand On the "Home Rule" clause in the FL Constitution?

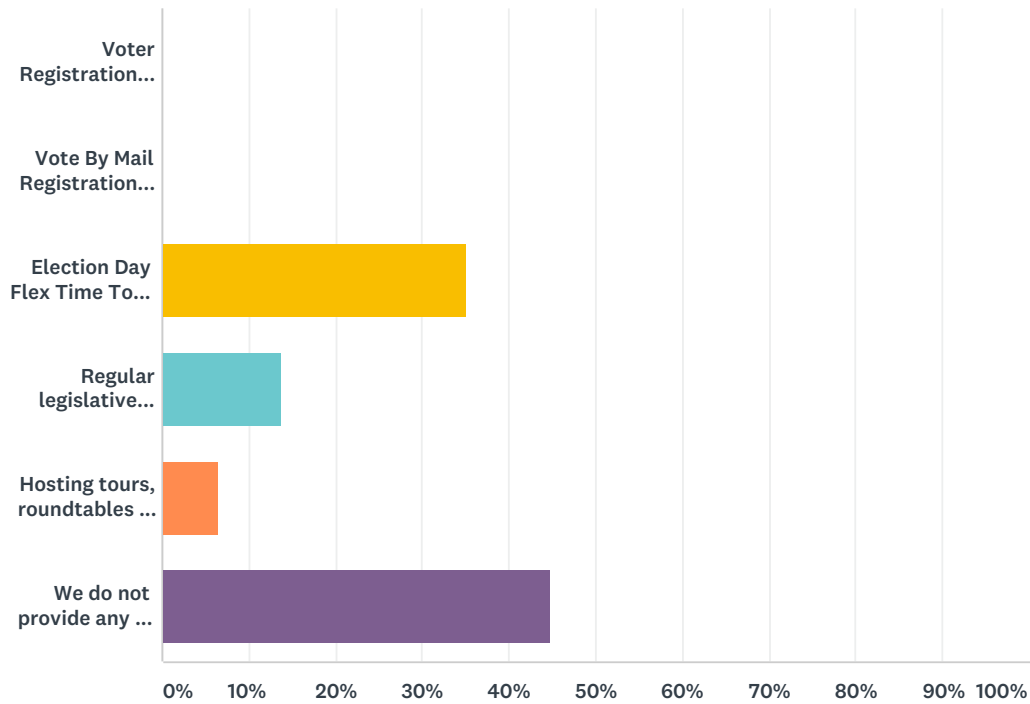
Answered: 100 Skipped: 0



ANSWER CHOICES	RESPONSES
Home Rule Served Its Purpose as We Were Growing State, But Now That FL is so Developed, Increased State Control/Uniformity Makes More Sense.	4.00% 4
Home Rule Is An Import Principle Of Our State Governance And Should Be Maintained/Respected.	32.00% 32
I Look At This Issue Case By Case.	36.00% 36
Undecided On This Issue.	28.00% 28
<b>TOTAL</b>	<b>100</b>

Q11 2018 Election Cycle is upon us and many businesses are surprised to know that employers are ranked as the most trusted source for political information. (above media, Party, and unions) Please indicate if your company provides any of the following services to your employees:

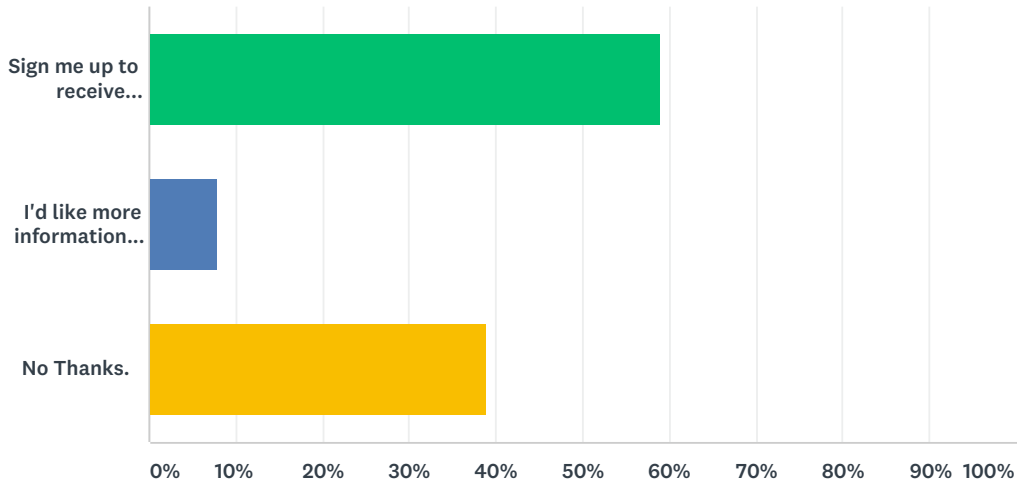
Answered: 94 Skipped: 6



ANSWER CHOICES	RESPONSES	
Voter Registration Drives/Program to make sure new employees are registered	0.00%	0
Vote By Mail Registration Education	0.00%	0
Election Day Flex Time To Ensure All Employees Able To Vote	35.11%	33
Regular legislative updates to inform them of the issues concerning your business	13.83%	13
Hosting tours, roundtables or meetings with elected leaders	6.38%	6
We do not provide any of the above services to our employees	44.68%	42
<b>TOTAL</b>		<b>94</b>

Q12 Thank you for taking the time to provide valuable insight to the business community here on the Space Coast. It is our goal to unite the business community and provide a cohesive voice for political advocacy. Please indicate below if you would like to be added to our 2018 political e-newsletter distribution list to stay informed about races, events and issue alerts. (if so... please add your email in the text box)

Answered: 100 Skipped: 0



ANSWER CHOICES	RESPONSES	
Sign me up to receive Business Voice 2018 Political updates about races, events, issue alerts and surveys.	59.00%	59
I'd like more information about supporting Business Voice.	8.00%	8
No Thanks.	39.00%	39
Total Respondents: 100		